

Shut-Off Cocks

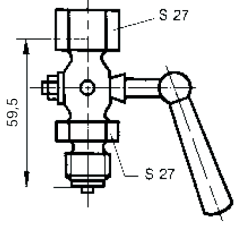
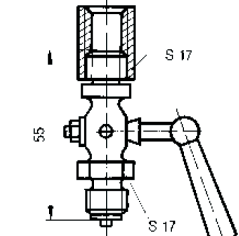
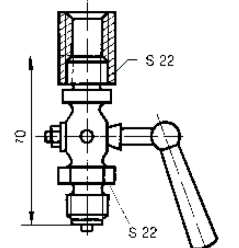
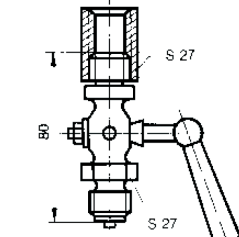
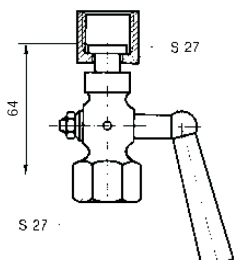
- Application** For liquids, gases or vapours at operational pressures up to 25 bar and temperatures up to 50 °C
- Material** Brass
Chrome-plated brass
Nickel-plated brass
Steel
Stainless steel
- Execution** Standardized according to DIN or SN and common commercial forms. With cock positions for relief and blow out. With or without test-connection.



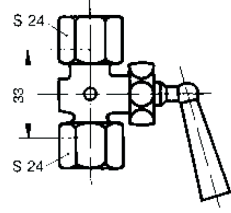
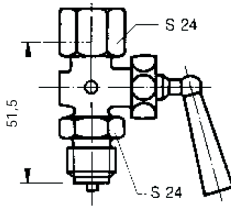
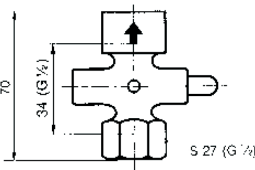
Selection Chart without test-connection

Dimensions	Connections		Operational data		Material	Order Number
	Entry	Exit	Pressure bar	Temp. °C		
	Muff connection G 1/4	Muff connection G 1/4	6	50	Brass	D 07722.0000
<p>DIN 16261 - AG</p>	Muff connection G 1/2	Muff connection G 1/2	25	50	Brass	N 05003.0000
					Chrome-plated brass	N 05003.0001
	Tappet connection G 1/4	Muff connection G 1/4	6	50	Brass	D 11723.0000

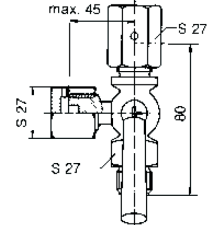
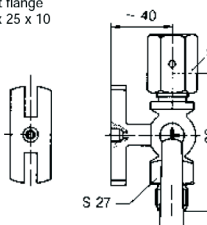
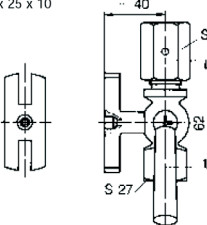
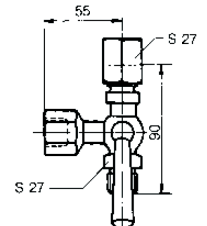
Selection Chart without test-connection

Dimensions	Connections		Operational data		Material	Order Number
	Entry	Exit	Pressure bar	Temp. °C		
 <p>DIN 16261 - BG</p>	Tappet connection G 1/2	Muff connection G 1/2	25	50	Brass	N 05004.0000
					Chrome-plated brass	N 05004.0001
 <p>DIN 16260 - BG</p>	Tappet connection G 1/4	Muff connection G 1/4	6	50	Brass	N 05002.0000
	Tappet connection G 3/8	Muff connection G 3/8	10	50	Brass	D 07724.0000
 <p>DIN 16262 - AG</p>	Tappet connection G 1/2	Muff connection G 1/2	25	50	Brass	N 05006.0000
					Chrome-plated brass	N 05006.0001
					Steel	N 05006.0002
					Stainless steel	N 05006.0003
	Muff connection G 1/2	Clamp muff connection G 1/2	25	50	Brass	D 11724.0000

Selection Chart without test-connection

Dimensions	Connections		Operational data		Material	Order Number
	Entry	Exit	Pressure bar	Temp. °C		
 <p>With stop sleeve</p>	Muff connection G 1/2	Muff connection G 1/2	25	50	Brass	D 11725.0000
 <p>With stop sleeve</p>	Tappet connection G 1/2	Muff connection G 1/2	25	50	Brass	D 11726.0000
 <p>With push button operation</p>	Muff connection G 1/2	Muff connection G 1/2	25	50	Nickel-plated brass	D 11727.0000
suittable clamp strap						J 64105.0001

Selection Chart with test-connection

Dimensions	Connections		Operational data		Material	Order Number
	Entry	Exit	Pressure bar	Temp. °C		
Test-connection M 20 x 1,5  DIN 16263 - AG	Tappet connection G 1/2	Clamp muff connection G 1/2	25	50	Brass	N 05007.0000
					Steel	N 05007.9002
					Stainless steel	N 05007.9003
Test flange 60 x 25 x 10 	Tappet connection G 1/2	Clamp muff connection G 1/2	25	50	Brass	D 11728.0000
Test flange 60 x 25 x 10 	Muff connection G 1/2	Clamp muff connection G 1/2	16	50	Brass	D 11729.0000
Test-connection G 1/2 	Tappet connection G 1/2	Clamp muff connection G 1/2	25	50	Brass	D 11731.0000

UK/2009-09-30 This data sheet may only be reproduced in full.